



GANSHORN

SCHILLER GROUP

PowerCube Body+

Body plethysmograph

Extremely long life hardware meets individual software configurations



ROBUSTNESS AND QUALITY

Simple and puristic design that fits perfectly into the medical workflow. The most individual and robust body plethysmograph – for measuring most PFT parameters at one workstation. PowerCube Body+ hardware and LFX software can be easily configured to meet

specific requirements and preferences. With the enhanced long-term stability and analysis algorithms, users can instantly identify asthma, COPD, restrictions, or combinations of these conditions with just a quick look at the waveform.



**Long life,
robust hardware**



**Versatile, fast and compatible
LFX software platform**



**Lowest costs per
measurement in industry**



**Spare part
free**



**Maximum device
configurability**



**Highly accurate
and precise**

Sustainability, performance, hygiene and design. Rethought.

The GANSHORN PowerCube Body+ sets a new focus on first-class quality and the highest precision down to the smallest detail. Thanks to the fully barrier-free wheelchair version, it offers improved patient comfort and increased safety, while hygiene measures are made significantly easier and faster thanks to the well-thought-out design. Equipped with an

innovative, calibration-free and waterproof SharpFlow ultrasound sensor, the device delivers fast, reliable and precise results. The clear design of the GANSHORN PowerCube Body+ combines elegance with functionality and is not only a visual highlight in your laboratory, but also makes everyday work easier thanks to optimized hygiene.

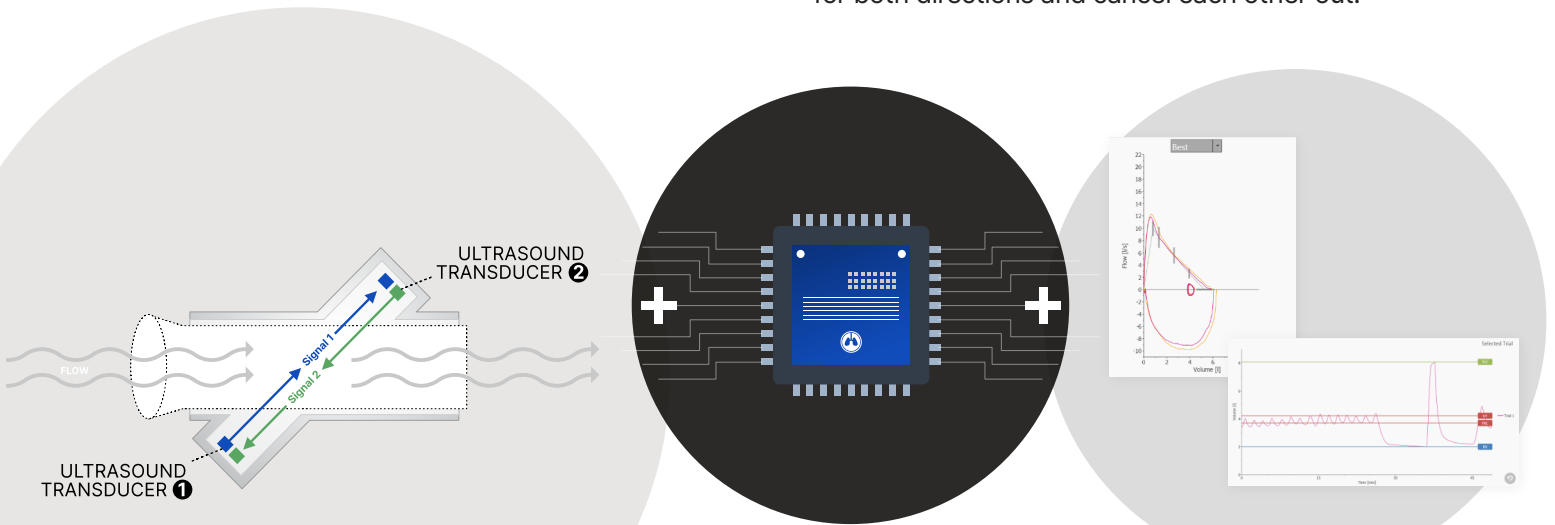


SharpFlow

The GANSHORN ultrasound technology

Two diagonally opposite ultrasound transducers alternately send and receive ultrasonic waves. Without any air flow inside the breathing insert, the transit time of the ultrasound waves is the same in both directions. Any air flow inside the insert will accelerate the waves in one direction and decelerate in the other.

The difference between the transit times of the ultrasound waves allows to calculate the flow. Flow and gas density are calculated from the measured transit times, allowing changes in the concentration of the exhaled gases to be determined directly and at the same time with the respiratory volume. All other factors like gas properties, humidity and temperature are the same for both directions and cancel each other out.



1 Double ultrasound signal capturing

The ultrasound measuring system captures the signal with two sensors, in both directions simultaneously, for spatially precise recording

2 Measurement hardware acceleration

Devices based on SharpFlow measurement technology run on a sophisticated and proven hardware logic.

3 High-resolution diagram rendering

Based on the multi-layered recorded values, the measurement software LFX is able to render particularly precise and sharp graphics.



Precision + Resolution

The high sampling resolution is a prerequisite for reliable determination of flow
No noticeable resistance during breathing



No detours

No substitute parameters for flow necessary (e.g. Differential pressure)
Direct flow measurement based on digital measurement technology



Room climate-independent

Not affected by changing ambient conditions like temperature or humidity of breathing air

COMPLETE PACKAGE

The PowerCube Body+ station includes a medical All-in-One touchscreen PC and comes optionally with an ergonomic height adjustable trolley.

System accessoires like an external printer and isolating transformer are elective.

Work station

- ✓ Optional medical grade ergonomic trolley
- ✓ height adjustable
- ✓ medical All-in-One PC with touch function
- ✓ optional with isolating transformer



Shutter unit

Door handle and electromagnetic lock

Bench with backrest

Floor covering central control unit

CONFIGURATIONS

Programs	Standard	Option	Functions	Standard	Option
■ Microsoft SQL / MySQL	✓		■ Bodyplethysmography	✓	
■ XML reports	✓		■ Slow spirometry	✓	
■ Multiuser license		✓	■ Forced spirometry	✓	
■ Worklist		✓	■ Single breath diffusion		✓
■ DICOM/GDT/HL7		✓	■ N2 washout		✓
Variations			■ Provocation		✓
■ Trolley			■ Rhinomanometry		✓
■ Floor color selectable			■ MIP/MEP		✓
■ Bench or chair			■ SNIP		✓
■ Comfortable entry due to handle and elevated seating position					
■ Wheelchair, XL and standard cabin					

FEATURES



Electromagnetic door lock

with LED locking indicator



„Safety unlock“ button

gives patients sense of control




Patient speaker and microphone

for a maximum of cooperations



3D swivel arm

Fellexible, height-adjustable interface



Maximum comfort

Panorama view and LED lights



Multiple options

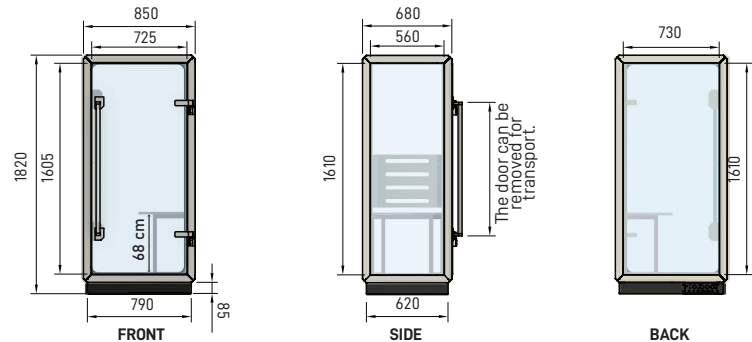
Easy integrations of diffusion and/or provocation



DIMENSIONS (mm) & SET-UPS

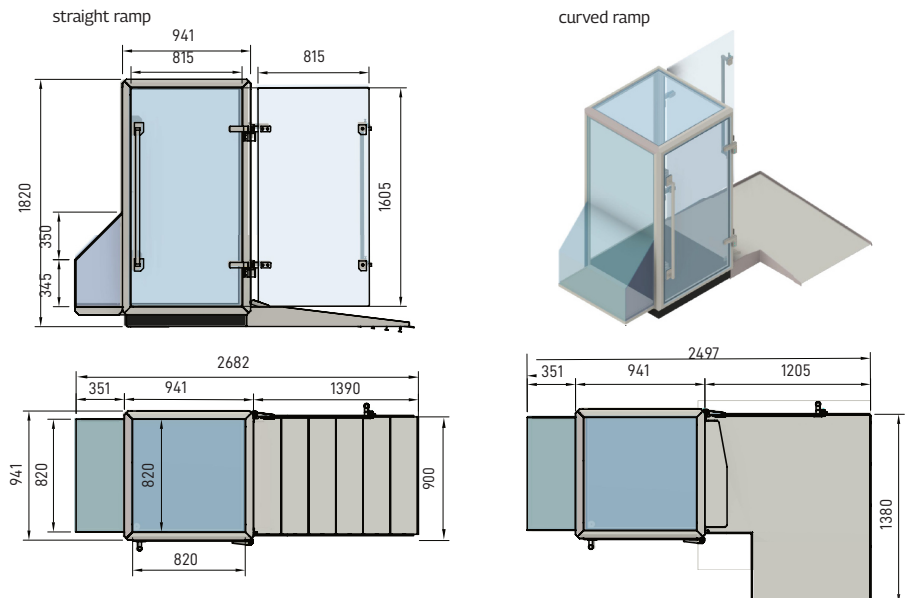
Standard cabin

This setup is exclusively equipped with spirometry and body plethysmography measurement capabilities and is ideal for retrofitting existing infrastructure.



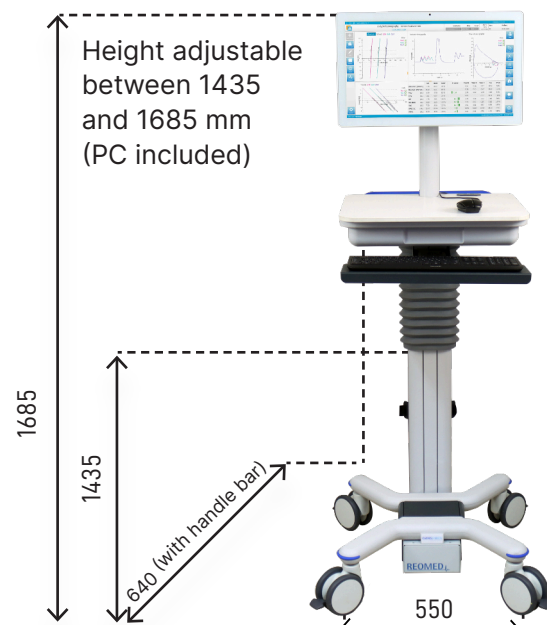
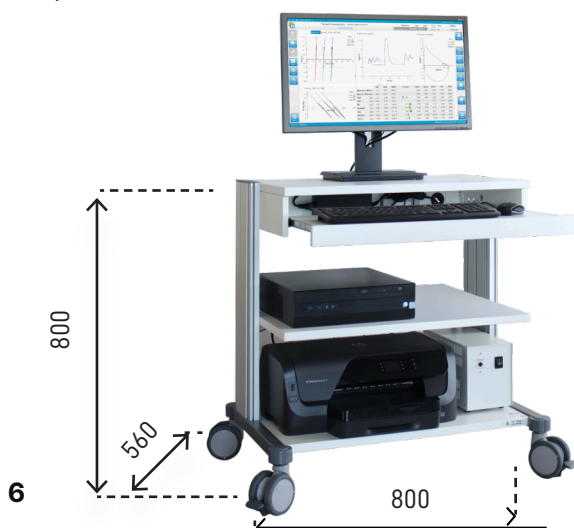
Wheelchair cabin

In contrast to the competitor's devices, you can also order the PowerCube in a truly barrier-free version. With this, body plethysmography is also possible with a wheelchair. Available as PowerCube Body+ Cabin with curved or straight ramp, standard or XL dimension.



Set-Ups

Seated workplace (excluded PC)



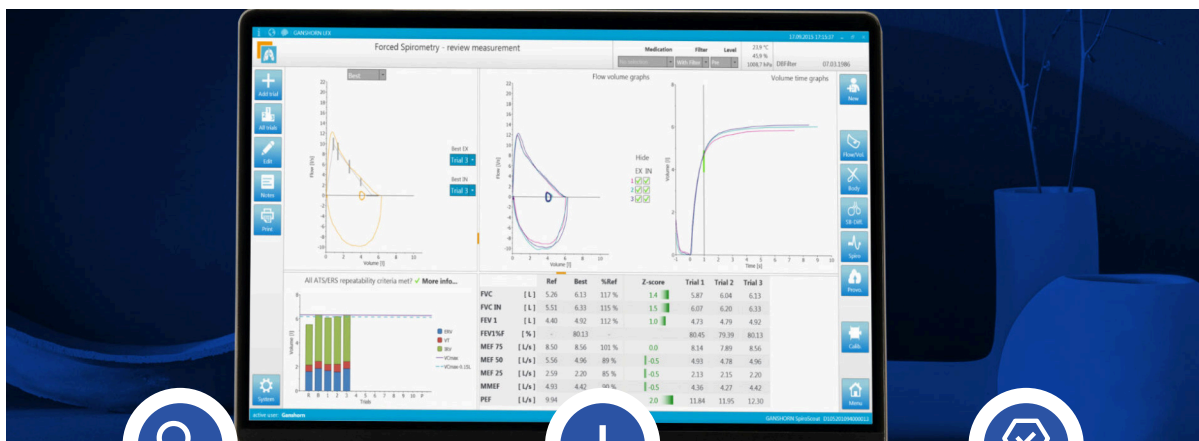
*Image similar



LFX Software platform

The LFX software is our user-friendly interface, developed with the physiologist in mind. The patient management interface provides all the tools necessary to perform every task done in the laboratory, while remaining easy to operate. Built on state-of-the-art Windows

tools like .net, C# and SQL database, the LFX software is the future of modern respiratory diagnostics. The LFX software has built-in quality control monitoring based on ATS/ERS guidelines, which are accessible during and after the measurements are performed.



Precision

Flow/Volume: Selection of best In/Ex curves from group of multiple trials

DLCO sample can be 0.05 l and still produce valid results

GLI, ECCS, NHANES, ATS and many more reference values available, display editable



Efficiency

Automatic offset correction

Online BTPS correction

No volume calibration

Graphical visualisation tools for evaluation

Maneuver animations for children



High quality

Clean and modern interface

Quality control via ATS/ERS criteria

Improved speed diagnosis

Customizable templates and reports

Comprehensive service and support

Intuitive workflow

Connect all GANSHORN devices to one software system

Large-format displays enable quick and correct evaluation of measurements and breathing maneuvers at first glance. The use of modern Windows tools such as .NET enables platform and language-independent communication. A modern database concept that uses both Microsoft SQL and MySQL offers the perfect approach – both for general practitioners and for large hospital networks.

- HIS integration
- DICOM
- GDT communication
- Full network compatibility
- SQL Database system
- Export of PDF and raw data files

WHY GANSHORN?

For 40 years GANSHORN has been manufacturing a complete state-of-the-art portfolio of pulmonary function testing systems for spirometry, body plethysmography, diffusion, bronchial provocation and cardiopulmonary stress testing. With its technological innovations, the company has been a leader in the diagnostics market since 1982. Many of

these are now perceived as gold standards. In order to meet our high quality standards, it is important to us that all key components are made in Germany. Our devices are created in modern processes in Bavaria, from the initial idea to distribution. In the meantime GANSHORN is represented worldwide, with strong markets in Europe, Asia, North and South America.



PowerCube Body+

Body Plethysmography



Vivatmo pro

FeNO monitoring



SpiroScout

Spirometry



tremoflo®

Airwave oscillometry



PowerCube Diffusion+

Diffusion measurement



EucapSys

EVH provocation



Provo.X

Provocation testing



AltiTrainer

Hypoxic challenge testing, hypoxia training



PowerCube Ergo

Cardiopulmonary exercise testing (CPET)

GANSHORN Medizin Electronic GmbH
Industriestr. 6-8 | 97618 Niederlauer, Germany

✉ sales@ganshorn.de

☎ +49 9771 6222 0

🌐 www.ganshorn.de



019950153 – Rev 3.0



The model shown may also include optional equipment which is not within the standard scope of supply. Design, equipment, and contents are subject to change without notice, as are misprints and errors.